

**PENSACOLA BEACH ELEMENTARY SCHOOL, INC.
(A COMPONENT UNIT OF ESCAMBIA COUNTY
SCHOOL DISTRICT)**

FINANCIAL STATEMENTS

JUNE 30, 2019

PENSACOLA BEACH ELEMENTARY SCHOOL, INC.
TABLE OF CONTENTS
JUNE 30, 2019

	<u>Page Number(s)</u>
Independent Auditors' Report	1 – 2
Management's Discussion and Analysis	3 – 9
Basic Financial Statements	
Government-Wide Financial Statements:	
Statement of Net Position	10
Statement of Activities	11
Fund Financial Statements:	
Balance Sheet – Governmental Funds	12
Statement of Revenues, Expenditures and Changes in Fund Balances – Governmental Funds	13
Reconciliation of Statement of Revenues, Expenditures and Changes in Fund Balances of Governmental Funds to the Statement of Activities	14
Notes to Financial Statements	15 – 28
Required Supplementary Information	
Statement of Revenues, Expenditures and Changes in Fund Balance – Budget to Actual – General Fund	29
Statement of Revenues, Expenditures and Changes in Fund Balance – Budget to Actual – Capital Projects Fund	30
Notes to Required Supplementary Information	31
Schedule of Proportionate Share of Net Pension Liability	32
Schedule of Contributions	33
Independent Auditors' Report on Internal Control Over Financial Reporting and on Compliance and Other Matters Based on an Audit of Financial Statements Performed in Accordance With Government Auditing Standards	34 – 35
Management Letter of Independent Auditors Required by Chapter 10.850, Rules of the State of Florida, Office of the Auditor General	36 – 37

INDEPENDENT AUDITORS' REPORT

To the Board of Directors,
Pensacola Beach Elementary School, Inc.:

Report on the Financial Statements

We have audited the accompanying financial statements of the governmental activities, the discretely presented component unit, and each major fund of Pensacola Beach Elementary School, Inc. (a component unit of the Escambia County School District), as of and for the year ended June 30, 2019, and the related notes to the financial statements, which collectively comprise the School's basic financial statements as listed in the table of contents.

Management's Responsibility for the Financial Statements

Pensacola Beach Elementary School, Inc.'s management is responsible for the preparation and fair presentation of these financial statements in accordance with accounting principles generally accepted in the United States of America; this includes the design, implementation, and maintenance of internal control relevant to the preparation and fair presentation of financial statements that are free from material misstatement, whether due to fraud or error.

Auditors' Responsibility

Our responsibility is to express opinions on these financial statements based on our audit. We conducted our audit in accordance with auditing standards generally accepted in the United States of America and the standards applicable to financial audits contained in *Government Auditing Standards*, issued by the Comptroller General of the United States. Those standards require that we plan and perform the audit to obtain reasonable assurance about whether the financial statements are free of material misstatement.

An audit involves performing procedures to obtain audit evidence about the amounts and disclosures in the financial statements. The procedures selected depend on the auditor's judgment, including the assessment of the risks of material misstatement of the financial statements, whether due to fraud or error. In making those risk assessments, the auditor considers internal control relevant to the entity's preparation and fair presentation of the financial statements in order to design audit procedures that are appropriate in the circumstances, but not for the purpose of expressing an opinion on the effectiveness of the entity's internal control. Accordingly, we express no such opinion. An audit also includes evaluating the appropriateness of accounting policies used and the reasonableness of significant accounting estimates made by management, as well as evaluating the overall presentation of the financial statements.

We believe that the audit evidence we have obtained is sufficient and appropriate to provide a basis for our audit opinions.

- 1 -

121 Executive Circle
Daytona Beach, FL 32114-1180
Telephone: 386-257-4100

133 East Indiana Avenue
DeLand, FL 32724-4329
Telephone: 386-738-3300

5931 NW 1st Place
Gainesville, FL 32607-2063
Telephone: 352-378-1331

2477 Tim Gamble Place, Suite 200
Tallahassee, FL 32308-4386
Telephone: 850-386-6184

Opinions

In our opinion, the financial statements referred to above present fairly, in all material respects, the respective financial position of the governmental activities, the discretely presented component unit, and each major fund of Pensacola Beach Elementary School, Inc. as of June 30, 2019, and the respective changes in financial position for the year then ended in accordance with accounting principles generally accepted in the United States of America.

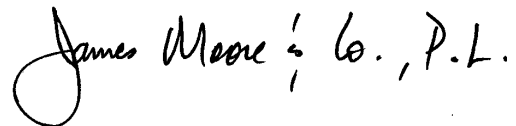
Other Matters

Required Supplementary Information

Accounting principles generally accepted in the United States of America require that the management's discussion and analysis and required supplementary information as listed in the table of contents be presented to supplement the basic financial statements. Such information, although not a part of the basic financial statements, is required by the Governmental Accounting Standards Board, who considers it to be an essential part of financial reporting for placing the basic financial statements in an appropriate operational, economic, or historical context. We have applied certain limited procedures to the required supplementary information in accordance with auditing standards generally accepted in the United States of America, which consisted of inquiries of management about the methods of preparing the information and comparing the information for consistency with management's responses to our inquiries, the basic financial statements, and other knowledge we obtained during our audit of the basic financial statements. We do not express an opinion or provide any assurance on the information because the limited procedures do not provide us with sufficient evidence to express an opinion or provide any assurance.

Other Reporting Required by Government Auditing Standards

In accordance with *Government Auditing Standards*, we have also issued our report dated August 23, 2019 on our consideration of Pensacola Beach Elementary School, Inc.'s internal control over financial reporting and our tests of its compliance with certain provisions of laws, regulations, contracts, and grant agreements and other matters. The purpose of that report is to describe the scope of our testing of internal control over financial reporting and compliance and the results of that testing, and not to provide an opinion on internal control over financial reporting or on compliance. That report is an integral part of an audit performed in accordance with *Government Auditing Standards* in considering Pensacola Beach Elementary School, Inc.'s internal control over financial reporting and compliance.

James Moore & Co., P.L.

Tallahassee, Florida
August 23, 2019

PENSACOLA BEACH ELEMENTARY SCHOOL, INC.
MANAGEMENT'S DISCUSSION AND ANALYSIS
JUNE 30, 2019

This discussion and analysis (MD&A) of the Pensacola Beach Elementary School, Inc.'s ("the School") financial condition provides an overview of financial activity, identifies changes in financial position and assists the reader in focusing on significant financial issues. The primary purpose of the School is to provide an educational program for approximately 150 students. It is important to the long-term existence of the School to maintain its financial health. Net position is accumulated only to the extent required to ensure that there are sufficient reserve funds for future operations and for new capital needs.

The MD&A provides summary level financial information; therefore, it should be read in conjunction with the accompanying financial statements.

HIGHLIGHTS

Financial Highlights

- Net position total \$2,161,513.
- General fund balance at June 30, 2019 totaled \$933,867.

School Highlights

During the 2018-2019 fiscal year, the School accomplished the following:

Pensacola Beach Elementary School, Inc. again was rated an "A" school by the State of Florida. In addition, the school maintained its "high-performing" charter status. Pensacola Beach Elementary School was awarded a National Blue Ribbon by the U.S. Department of Education in 2018.

USING THE ANNUAL REPORT

This annual report consists of a series of financial statements. The Statement of Net Position and the Statement of Activities provide information about the activities of the School as a whole and present a long-term view of the School's finances. The fund financial statements report the School's operations in more detail than the government-wide statements by providing information about the School's most significant funds.

OVERVIEW OF THE FINANCIAL STATEMENTS

The basic financial statements consist of three components:

1. Government-wide financial statements
2. Fund financial statements
3. Notes to the financial statements

PENSACOLA BEACH ELEMENTARY SCHOOL, INC.
MANAGEMENT'S DISCUSSION AND ANALYSIS
JUNE 30, 2019

GOVERNMENT-WIDE FINANCIAL STATEMENTS

The government-wide financial statements provide both short-term and long-term information about the School's overall financial condition in a manner similar to those of a private-sector business. The statements include a statement of net position and a statement of activities that are designed to provide financial information about the governmental activities of the Primary Government presented on the accrual basis of accounting. The statement of net position provides information about the government's financial position, its assets and liabilities, using an economic resources measurement focus. The difference between the assets and liabilities, the net position, is a measure of the financial health of the School. The statement of activities presents information about the change in the School's net position, the results of operations, during the fiscal year. An increase or decrease in net position is an indication of whether the School's financial health is improving or deteriorating.

The government-wide statements present the School's activities in two categories:

- Governmental activities - This represents all of the School's services. Support functions such as transportation and administration are also included. State's education finance program provides most of the resources that support these activities.
- Component units - The School presents one separate legal entity in this report, Pensacola Beach Elementary School Building Foundation, Inc. Although a legally separate organization, the component unit is included in this report because it meets the criteria for inclusion provided by generally accepted accounting principles. Separately internally issued financial statements for this component unit are available at the School's administrative office.

Over a period of time, changes in the School's net position are an indication of improving or deteriorating financial condition. This information should be evaluated in conjunction with other non-financial factors, such as changes in the School's student enrollment and the condition of the School's capital assets including its school buildings and administrative facilities.

FUND FINANCIAL STATEMENTS

Fund financial statements are one of the components of the basic financial statements. A fund is a grouping of related accounts that is used to maintain control over resources that have been segregated for specific activities or objectives. The School uses fund accounting to ensure and demonstrate compliance with finance-related legal requirements and prudent fiscal management. Certain funds are established by law while others are created by legal agreements. Fund financial statements provide more detailed information about the School's financial activities, focusing on its most significant or "major" funds rather than fund types. This is in contrast to the entity-wide perspective contained in the government-wide statements.

PENSACOLA BEACH ELEMENTARY SCHOOL, INC.
MANAGEMENT'S DISCUSSION AND ANALYSIS
JUNE 30, 2019

FUND FINANCIAL STATEMENTS
(Continued)

All of the School's funds are classified within the following category:

Governmental Funds - Governmental funds are used to account for essentially the same functions reported as governmental activities in the government-wide financial statements. However, the governmental funds utilize a spendable financial resources measurement focus rather than the economic resources measurement focus found in the government-wide financial statements.

This financial resources measurement focus allows the governmental fund statements to provide information on near-term inflows and outflows of spendable resources as well as balances of spendable resources available at the end of the fiscal year.

The governmental fund statements provided a detailed short-term view that may be used to evaluate the School's near-term financing requirements. This short-term view is useful when compared to the long-term view presented as governmental activities in the government-wide financial statements. To facilitate this comparison, both the governmental fund balance sheet and governmental fund statement of revenues, expenditures and changes in fund balances provide a reconciliation of governmental funds to governmental activities.

The governmental fund balance sheet and the statement of revenues, expenditures and changes in fund balances provide detailed information about the School's most significant funds, not the School as a whole. The School's major funds are the General Fund and Capital Projects Fund.

The School adopts an annual appropriated budget for its governmental funds. A budgetary comparison schedule has been provided for the General Fund and the Capital Projects Fund.

NOTES TO FINANCIAL STATEMENTS

The notes provide additional information that is essential for a full understanding of the data provided in the government-wide and fund financial statements.

PENSACOLA BEACH ELEMENTARY SCHOOL, INC.
MANAGEMENT'S DISCUSSION AND ANALYSIS
JUNE 30, 2019

GOVERNMENT-WIDE FINANCIAL ANALYSIS

As noted earlier, net position may serve over time as a useful indicator of a government's financial position. The following is a summary of the School's net position as of June 30, 2019, as compared to June 30, 2018:

	June 30, 2019	June 30, 2018	Increase (Decrease)
Assets			
Current and other assets	\$ 997,701	\$ 910,320	\$ 87,381
Capital assets, net	<u>1,582,716</u>	<u>1,632,959</u>	<u>(50,243)</u>
Total assets	<u>2,580,417</u>	<u>2,543,279</u>	<u>37,138</u>
Deferred outflows	<u>218,152</u>	<u>243,760</u>	<u>(25,608)</u>
Liabilities			
Current liabilities	57,440	40,887	16,553
Noncurrent liabilities	<u>523,736</u>	<u>519,772</u>	<u>3,964</u>
Total liabilities	<u>581,176</u>	<u>560,659</u>	<u>20,517</u>
Deferred inflows	<u>55,880</u>	<u>33,669</u>	<u>(19,480)</u>
Net position			
Net investment in capital assets	1,582,716	1,632,959	(50,243)
Unrestricted	<u>578,797</u>	<u>559,752</u>	<u>19,045</u>
Total net position	<u>2,161,513</u>	<u>2,192,711</u>	<u>(31,198)</u>
Total liabilities, deferred inflows, and net position	<u>\$ 2,798,569</u>	<u>\$ 2,787,039</u>	<u>\$ (30,161)</u>

For more detailed information, see the accompanying Statement of Net Position.

Capital assets totaled 1,582,716 (net of accumulated depreciation) as of June 30, 2019 and includes leasehold improvements, furniture fixtures and equipment, educational software, and transportation equipment. See additional detail in the notes to the financial statements as indicated in the table of contents.

At the end of the current fiscal year, the School had total long-term liabilities outstanding of \$47,645 related to compensated absences and \$476,091 related to the net pension liability. See additional detail in the notes to the financial statements as indicated in the table of contents.

PENSACOLA BEACH ELEMENTARY SCHOOL, INC.
MANAGEMENT'S DISCUSSION AND ANALYSIS
JUNE 30, 2019

GOVERNMENT-WIDE FINANCIAL ANALYSIS
(Continued)

Operating results for the year ended June 30, 2019 as compared to June 30, 2018, are as follows:

	June 30, 2019	June 30, 2018	Increase (Decrease)
Revenues			
General Revenues- Escambia County School District	\$ 1,053,559	\$ 964,246	\$ 89,313
Program Revenues	181,016	186,212	(5,196)
Interest income	9,121	8,054	1,067
Total revenues	<u>\$ 1,243,696</u>	<u>\$ 1,158,512</u>	<u>\$ 85,184</u>
Expenditures			
Basic Instruction	\$ 709,526	\$ 663,990	\$ 45,536
Exceptional Instruction	4,550	4,729	(179)
Instructional-related technology	31,754	40,760	(9,006)
Instructional Staff Training	2,244	1,748	496
General Administration	40,359	19,386	20,973
School Administration	211,408	182,176	29,232
Fiscal Services	33,578	31,611	1,967
Pupil Transportation Services	14,512	16,340	(1,828)
Operation of Plant	21,296	11,211	10,085
Maintenance of Plant	2,090	1,033	1,057
Facilities, Acquisition and Equipment	203,577	194,038	9,539
Total expenditures	<u>1,274,894</u>	<u>1,167,022</u>	<u>107,872</u>
Increase (decrease) in net position	(31,198)	(8,510)	(22,688)
Net position, beginning of year	<u>2,192,711</u>	<u>2,201,221</u>	<u>(8,510)</u>
Net position, end of year	<u>\$ 2,161,513</u>	<u>\$ 2,192,711</u>	<u>\$ (31,198)</u>

For more detailed information, see the accompanying Statement of Activities.

PENSACOLA BEACH ELEMENTARY SCHOOL, INC.
MANAGEMENT'S DISCUSSION AND ANALYSIS
JUNE 30, 2019

GOVERNMENT-WIDE FINANCIAL ANALYSIS
(Continued)

FEFP funding for student enrollment was \$973,920. The School received \$69,991 in Capital Projects funding from the State of Florida. The School received \$61,521 in general unrestricted donations and other revenues. In addition, the School continued with a lease arrangement for use of buildings and facilities from the Pensacola Beach Elementary School Building Foundation, Inc. for \$6,000 per month. The Pensacola Beach Elementary School Building Foundation, Inc. has a lease agreement with the Santa Rosa Island Authority for \$1 per year. The fair market value of the lease was estimated at approximately \$140,400 a year. More information about the building lease is presented in the notes to the financial statements as indicated in the table of contents.

Expenses for the year ended June 30, 2019, totaled \$1,274,894.

The overall results were a \$(129,360) decrease in net position for fiscal year 2019.

FINANCIAL ANALYSIS OF THE SCHOOL'S FUNDS

Major Governmental Funds

The General Fund is the chief operating fund of the School. At the end of the current fiscal year, the total fund balance for the general fund was \$933,867. The general fund balance increased by \$70,828 in the fiscal year ended 2019. General fund expenses were consistent with current year revenues resulting in little change in fund balance.

The Capital Projects Fund had a total fund balance of \$6,394. This fund had no change from the prior year. Capital projects fund expenses were consistent with current year revenues resulting in little change in fund balance.

**PENSACOLA BEACH ELEMENTARY SCHOOL, INC.
MANAGEMENT'S DISCUSSION AND ANALYSIS
JUNE 30, 2019**

GOVERNMENTAL FUNDS BUDGETARY HIGHLIGHTS

General fund - The School passed an original and final budget for the fiscal year ending June 30, 2019. There were some factors that lead to the variances with actual revenues and expenditures as compared to the Board's original approved budget, resulting in an amended final budget. The final budget accounts for variances that were not anticipated at the time of the original budget.

Capital projects fund- The School passed an original and final budget for the fiscal year ending June 30, 2019. There were some factors that lead to the variances with actual revenues and expenditures as compared to the Board's original approved budget, resulting in an amended final budget. The final budget accounts for Capital Outlay revenue variances that were not anticipated at the time of the original budget.

FUTURE FINANCIAL FACTORS

Pensacola Beach Elementary School, Inc. is a Charter school sponsored by the Escambia County School District. The initial Charter was granted for three years through fiscal year ending June 30, 2006. A renewal agreement has been signed with Escambia County School District through June 30, 2030.

Pensacola Beach Elementary School, Inc. is rated an "A" School and has received overwhelming positive public support. Donations and fundraising opportunities are also in the plans to assist the School's financial needs.

CONTACTING THE SCHOOL'S FINANCIAL MANAGEMENT

This financial report is designed to provide citizens, taxpayers, parents and creditors with a general overview of the School's finances, and to demonstrate the School's accountability for the money it receives. If readers have any questions about this report or need additional financial information, contact Pensacola Beach Elementary School, Inc., 900 Via De Luna, Pensacola Beach, FL 32561.

BASIC FINANCIAL STATEMENTS

PENSACOLA BEACH ELEMENTARY SCHOOL, INC.
STATEMENT OF NET POSITION
JUNE 30, 2019

	Governmental Activities	Component Unit
<u>ASSETS</u>		
Cash and cash equivalents	\$ 69,756	\$ 12,539
Certificates of deposit	502,867	-
Grant and other receivables	8,176	-
Due from component unit	416,273	-
Prepaid items	629	21,423
Capital assets, being depreciated, net	1,582,716	746,275
Total assets	\$ 2,580,417	\$ 780,237
<u>DEFERRED OUTFLOWS</u>		
Related to changes in the net pension liability	\$ 218,152	\$ -
<u>LIABILITIES</u>		
Accounts payable	\$ 14,478	\$ 4,675
Due to primary government	-	416,273
Salaries and benefits payable	42,962	-
Net pension liability	476,091	-
Noncurrent liabilities:		
Due within one year	18,021	-
Due in more than one year	29,624	-
Total liabilities	\$ 581,176	\$ 420,948
<u>DEFERRED INFLOWS</u>		
Related to changes in the net pension liability	\$ 55,880	\$ -
<u>NET POSITION</u>		
Net investment in capital assets	\$ 1,582,716	\$ 746,275
Unrestricted	578,797	(386,986)
Total net position	\$ 2,161,513	\$ 359,289

The accompanying notes to financial statements
are an integral part of this statement.

PENSACOLA BEACH ELEMENTARY SCHOOL, INC.
STATEMENT OF ACTIVITIES
FOR THE YEAR ENDED JUNE 30, 2019

Functions/Programs	PROGRAM REVENUES				NET (EXPENSE) REVENUE AND CHANGES IN NET POSITION	
	EXPENSES	CHARGES FOR SERVICES	OPERATING GRANTS AND CONTRIBUTIONS	CAPITAL GRANTS AND CONTRIBUTIONS	GOVERNMENTAL ACTIVITIES	COMPONENT UNIT
Primary government						
Governmental activities:						
Basic instruction	\$ 709,526	\$ -	\$ 42,194	\$ -	\$ (667,332)	
Exceptional instruction	4,550	-	-	-	(4,550)	
Instructional-related technology	31,754	-	-	-	(31,754)	
General administration	40,359	-	-	-	(40,359)	
School administration	211,408	-	-	-	(211,408)	
Fiscal services	33,578	-	-	-	(33,578)	
Instructional staff training services	2,244	-	-	-	(2,244)	
Pupil transportation services	14,512	-	-	-	(14,512)	
Operation of plant	21,296	-	-	-	(21,296)	
Maintenance of plant	2,090	-	-	-	(2,090)	
Facilities, acquisitions, and equipment	203,577	-	69,991	68,400	(65,186)	
Community service	-	-	431	-	431	
Total governmental activities	<u>\$ 1,274,894</u>	<u>\$ -</u>	<u>\$ 112,616</u>	<u>\$ 68,400</u>	<u>(1,093,878)</u>	
Component unit						
Pensacola Beach Elementary School Building Foundation, Inc.	<u>\$ 238,562</u>	<u>\$ 72,000</u>	<u>\$ 68,400</u>	<u>\$ -</u>		<u>\$ (98,162)</u>
General revenues:						
Escambia County School District					973,920	-
Contributions not restricted					61,521	-
Miscellaneous revenues					18,118	-
Investment earnings					9,121	-
Total general revenues					<u>1,062,680</u>	<u>-</u>
Change in net position					<u>(31,198)</u>	<u>(98,162)</u>
Net position, beginning of year					2,192,711	457,451
Net position, end of year					<u>\$ 2,161,513</u>	<u>\$ 359,289</u>

The accompanying notes to financial statements
are an integral part of this statement.

PENSACOLA BEACH ELEMENTARY SCHOOL, INC.
BALANCE SHEET
GOVERNMENTAL FUNDS
JUNE 30, 2019

	General Fund	Capital Projects Fund	Total Governmental Funds
ASSETS			
Cash and cash equivalents	\$ 69,756	\$ -	\$ 69,756
Certificates of deposit	502,867	-	502,867
Grant and other receivables	2,542	5,634	8,176
Due from general fund	-	760	760
Component unit receivable	416,273	-	416,273
Prepaid items	629	-	629
Total Assets	\$ 992,067	\$ 6,394	\$ 998,461
LIABILITIES AND FUND BALANCES			
Liabilities:			
Accounts payable	14,478	\$ -	\$ 14,478
Due to capital projects funds	760	-	760
Salaries and benefits payable	42,962	-	42,962
Total liabilities	58,200	-	58,200
Fund Balances:			
Nonspendable:			
Prepaid items	629	-	629
Restricted			
Capital outlay	-	6,394	6,394
Unassigned	933,238	-	933,238
Total fund balances	933,867	6,394	940,261
Total Liabilities and Fund Balances	\$ 992,067	\$ 6,394	

Amounts reported for governmental activities in the statement of net assets are different because:

Capital assets used in governmental activities are not financial resources and, therefore, are not reported in the funds. 1,582,716

Long-term liabilities are not due and payable in the current period and, therefore, are not reported in the funds. (47,645)

Net pension liability and related deferred inflows/outflows are not due and payable in the current period and, therefore, are not reported in the funds.

Net pension liability	(476,091)
Deferred outflows	218,152
Deferred inflows	(55,880)

(313,819)

Net position of governmental activities **\$ 2,161,513**

The accompanying notes to financial statements
are an integral part of this statement.

PENSACOLA BEACH ELEMENTARY SCHOOL, INC.
STATEMENT OF REVENUES, EXPENDITURES AND CHANGES IN FUND BALANCES
GOVERNMENTAL FUNDS
FOR THE YEAR ENDED JUNE 30, 2019

	<u>General Fund</u>	<u>Capital Projects Fund</u>	<u>Total Governmental Funds</u>
Revenues			
Intergovernmental			
State through local	\$ 1,012,686	\$ 69,991	\$ 1,082,677
Federal through State	3,428	-	3,428
Local	80,070	68,400	148,470
Interest income	9,121	-	9,121
Total revenues	<u>1,105,305</u>	<u>138,391</u>	<u>1,243,696</u>
Expenditures			
Basic instruction	673,758	-	673,758
Exceptional instruction	4,550	-	4,550
Instructional-related technology	31,818	-	31,818
General administration	38,406	-	38,406
School administration	200,431	-	200,431
Fiscal services	33,578	-	33,578
Pupil transportation services	14,512	-	14,512
Operation of plant	20,104	-	20,104
Maintenance of plant	2,090	-	2,090
Facilities, acquisitions, and equipment	-	140,400	140,400
Capital outlay	10,977	-	10,977
Instructional staff training services	2,244	-	2,244
Total expenditures	<u>1,032,468</u>	<u>140,400</u>	<u>1,172,868</u>
Excess (deficiency) of revenues over (under) expenditures	<u>72,837</u>	<u>(2,009)</u>	<u>70,828</u>
Other financing sources (uses)			
Transfers in	-	2,009	2,009
Transfers out	(2,009)	-	(2,009)
Total other financing sources (uses)	<u>(2,009)</u>	<u>2,009</u>	<u>-</u>
Net change in fund balances	<u>70,828</u>	<u>-</u>	<u>70,828</u>
Fund balances, beginning of year	863,039	6,394	869,433
Fund balances, end of year	<u>\$ 933,867</u>	<u>\$ 6,394</u>	<u>\$ 940,261</u>

The accompanying notes to financial statements
are an integral part of this statement.

**PENSACOLA BEACH ELEMENTARY SCHOOL, INC.
RECONCILIATION OF STATEMENT OF REVENUES, EXPENDITURES
AND CHANGES IN FUND BALANCES OF GOVERNMENTAL
FUNDS TO THE STATEMENT OF ACTIVITIES
FOR THE YEAR ENDED JUNE 30, 2019**

Amounts reported for governmental activities in the statement of activities are different because:

Net change in fund balances-total governmental funds	\$	70,828
--	----	--------

Governmental funds report capital outlays as expenditures. However, in the statement of activities the cost of those assets is allocated over their estimated useful lives and reported as depreciation expense. This is the amount by which depreciation exceeded capital outlays in the current period.

Depreciation	(60,570)	
Capital outlays	<u>10,327</u>	
		(50,243)

Compensated absences reported in the statement of activities do not require the use of current financial resources and, therefore, are not reported as expenditures in governmental funds.	(7,289)
--	---------

Some revenues and expenses reported in the statement of activities do not require the use of current financial resources and, therefore, are not reported as revenues and expenditures in governmental funds.

Changes in:

Deferred outflows, deferred inflows and liabilities related to pensions	(44,494)
---	----------

Change in net position of governmental activities	\$	<u><u>(31,198)</u></u>
---	----	------------------------

The accompanying notes to financial statements
are an integral part of this statement.

PENSACOLA BEACH ELEMENTARY SCHOOL, INC.
NOTES TO FINANCIAL STATEMENTS
JUNE 30, 2019

(1) Summary of Significant Accounting Policies:

The following is a summary of the more significant accounting policies of Pensacola Beach Elementary School, Inc. (the "School"), which affect significant elements of the accompanying basic financial statements:

(a) **Reporting entity**—Pensacola Beach Elementary School, Inc. was created on July 1, 2002, to operate as a charter school under Florida Statutes. The school entered into a contract with Escambia County District School Board ("District") to provide an educational program for elementary public school students. The School receives a majority of its funding through the District based on a formula of student attendance which is identical to that of other Escambia County, Florida public schools. The current charter is effective until June 30, 2030 and may be renewed in annual increments up to fifteen years by mutual agreement between the School and the District. At the end of the term of the charter, the District may choose not to renew the charter under grounds specified in the charter, in which case the District is required to notify the School in writing at least 90 days prior to the charter's expiration. Pensacola Beach Elementary School, Inc. is considered a component unit of the Escambia County District School Board.

The School has engaged a professional service organization to provide assistance in various purchasing and financial services including the design and implementation of internal control. The organization assists in the preparation of budgets, cash flow analyses, monthly financial statements, and required reporting for the Escambia County School District, State Board of Education and various Federal agencies. The organization also manages cash and fixed assets.

Criteria for determining if other entities are potential component units which should be reported within the School's basic financial statements are identified and described by the Governmental Accounting Standards Board (GASB). The application of these criteria provides for identification of any entities for which the School is financially accountable and other organizations for which the nature and significance of their relationship with the School are such that exclusion would cause the School's basic financial statements to be misleading or incomplete.

Based on the application of these criteria, the following discreetly presented component unit is included within the School's reporting entity:

Pensacola Beach Elementary School Building Foundation, Inc. (the "Foundation") was organized under the laws of the State of Florida on August 12, 2002. The Foundation was incorporated as a nonprofit corporation under state law. The Foundation was organized exclusively for educational and charitable purposes and to build, equip, support, maintain, staff, and operate a not for profit charter school facility at Pensacola Beach Elementary School. Based upon its formation purpose, the Foundation was determined to be a component unit of the School and is presented using discrete presentation within the government-wide financial statements.

Complete financial statements of the component unit can be obtained directly from the professional service organization that manages the Foundation's accounting records listed below:

School Financial Services, Inc.
116 W. Pennsylvania Avenue
Bonifay, FL 32425

PENSACOLA BEACH ELEMENTARY SCHOOL, INC.
NOTES TO FINANCIAL STATEMENTS
JUNE 30, 2019

(1) **Summary of Significant Accounting Policies:** (Continued)

(b) **Description of government wide financial statements**—The government-wide financial statements (i.e., the statement of net position and the statement of activities) report information on all of the nonfiduciary activities of the primary government. Governmental activities are normally supported by intergovernmental revenues, and other nonexchange transactions.

(c) **Basis of presentation – government wide financial statements**—While separate government-wide and fund financial statements are presented, they are interrelated. The governmental activities column incorporates data from governmental funds. Separate financial statements are provided for governmental funds.

As a general rule, the effect of interfund activity has been eliminated from the government-wide financial statements.

Amounts reported as program revenues include operating grants and contributions. Items not properly included among program revenues, such as monies received from the Escambia County District School Board, are reported as general revenues.

The Pensacola Beach Elementary School Building Foundation, Inc., shown as a discretely presented component unit, uses the accrual basis of accounting whereby revenues are recognized when earned and expenses are recognized when incurred.

(d) **Basis of presentation – fund financial statements**—The fund financial statements provide information about the government's funds. Separate statement for the fund category, governmental, is presented. The emphasis of fund financial statements is on major governmental funds, each displayed in a separate column. Major individual governmental funds are reported as separate columns in the fund financial statements.

The School uses the following governmental funds:

General Fund—The general fund is used to record the general operations of the School pertaining to education and those operations not provided for in other funds.

Capital Projects Fund—The capital projects fund is used to account for financial resources to be used for educational capital outlay needs, including new construction, renovation and remodeling projects, major maintenance projects and the purchase of vehicles to transport students to and from the School.

(e) **Budgetary data**—The budgetary process is prescribed by provisions of the laws of Florida and requires the governing board to adopt an operating budget each year. The School's governing board satisfied these requirements. The adopted budget is subject to amendment throughout the year to give consideration to unanticipated revenue and expenditures primarily resulting from events unknown at the time of budget adoption.

PENSACOLA BEACH ELEMENTARY SCHOOL, INC.
NOTES TO FINANCIAL STATEMENTS
JUNE 30, 2019

(1) **Summary of Significant Accounting Policies:** (Continued)

(f) **Measurement focus and basis of accounting**—The government-wide financial statements are reported using the economic resources measurement focus and the accrual basis of accounting. Revenues are recognized in the period earned and expenses are recognized when a liability is incurred, regardless of the timing of related cash flows. Amounts reported as program revenues include charges for services, operating grants and contributions, and capital grants and contributions. Items not properly included among program revenues, such as monies received from the Escambia County School Board, are reported as general revenues.

When both restricted and unrestricted resources are available for use, it is the School's policy to use restricted resources first, then unrestricted resources as they are needed.

All governmental fund financial statements are reported using the current financial resources measurement focus and the modified accrual basis of accounting. Under the modified accrual basis of accounting, revenues, except for certain grant revenues, are recognized in the accounting period in which they become both measurable and available. Available means collectible within the current period, or soon enough thereafter to be used to pay liabilities of the current period. For this purpose, the School considers revenues to be available if they are collected within sixty days of the end of the current fiscal period. When grant terms provide that the expenditure of resources is the prime factor for determining eligibility for Federal, state, and other grant resources, revenue is recognized at the time the expenditure is made. Under the modified accrual basis of accounting, expenditures are generally recorded when the related fund liability is incurred. The principal exceptions to this are: principal and interest on general long-term debt, which are recorded as expenditures only when payment is due.

The School's financial statements have been prepared in accordance with accounting principles generally accepted in the United States of America as prescribed by the Governmental Accounting Standards Board. Accordingly, the financial statements are organized on the basis of funds. A fund is an accounting entity having a self-balancing set of accounts for recording assets, liabilities, fund equity, revenues, expenditures, and other financing sources and uses.

Resources are allocated to and accounted for in individual funds based on the purpose for which they are to be spent and the means by which spending activities are controlled.

(g) **Cash and cash equivalents**—Cash and cash equivalents include amounts in demand deposits as well as investments that are readily convertible to known amounts of cash. Investments with original maturities of three months or less are considered to be cash equivalents.

(h) **Use of estimates**—The process of preparing financial statements in conformity with accounting principles generally accepted in the United States of America requires the use of estimates and assumptions regarding certain types of assets, liabilities, revenues and expenses. Such estimates primarily relate to unsettled transactions and events as of the date of the financial statements. Accordingly, upon settlement, actual results may differ from estimated amounts.

PENSACOLA BEACH ELEMENTARY SCHOOL, INC.
NOTES TO FINANCIAL STATEMENTS
JUNE 30, 2019

(1) **Summary of Significant Accounting Policies:** (Continued)

(i) **Income taxes**—The School and the Foundation are exempt from the payment of income taxes on its exempt activities under Section 501(c)(3) of the Internal Revenue Code. Therefore, no provision for income taxes has been made in the accompanying financial statements.

The School and the Foundation file income tax returns in the U.S. Federal jurisdiction. The School and the Foundation’s income tax returns for the past three years are subject to examination by tax authorities and may change upon examination.

The School and the Foundation have reviewed and evaluated the relevant technical merits of each of its tax positions in accordance with accounting principles generally accepted in the United States of America for accounting for uncertainty in income taxes, and determined that there are no uncertain tax positions that would have a material impact on the financial statements of the School.

(j) **Capital assets**—Capital assets are defined by the School as assets with an initial individual cost of \$1,000 or more and an estimated useful life of more than one year. Such assets are recorded at historical cost. Donated capital assets are recorded at their estimated fair market values at the date of donation. The cost of normal maintenance and repairs that do not add to the value of the asset or materially extend assets’ lives are not capitalized.

Property, plant and equipment of the School is depreciated using the straight-line method over the following estimated useful lives:

Asset Class	Estimated Useful Lives
Leasehold improvements	39
Furniture, fixtures and equipment	5
Transportation	5
Education software	3

(k) **Revenue sources**—Revenues for current operations are received primarily from the Escambia County District School Board pursuant to the funding provisions included in the School’s charter. In accordance with the funding provisions of the charter and Section 1002.33(17), Florida Statutes, the School reports the number of full-time equivalent (FTE) students and related data to the Escambia County District School Board. Under the provisions of Section 1011.62, Florida Statutes, the Escambia County District School Board reports the number of FTE students and related data to the Florida Department of Education (FDOE) for funding through the Florida Education Finance Program. Funding for the School is adjusted during the year to reflect revised calculations by the FDOE under the Florida Education Finance Program and the actual weighted FTE students reported by the School during designated FTE student survey periods.

PENSACOLA BEACH ELEMENTARY SCHOOL, INC.
NOTES TO FINANCIAL STATEMENTS
JUNE 30, 2019

(1) **Summary of Significant Accounting Policies:** (Continued)

(l) **Deferred outflows/inflows of resources**— In addition to assets and liabilities, the statement of financial position will, if required, report a separate section for deferred outflows of resources and deferred inflows of resources, respectfully. These separate financial statement elements, deferred outflows/inflows of resources, represents a consumption of net position that applies to a future period(s) and so will not be recognized as an outflow/inflow of resources (expense/expenditure or revenue) until then. Currently, the only item in this category consisted of deferred amounts related to pension, as discussed further in Note (10 b).

(m) **Pensions**— For purposes of measuring the net pension liability, deferred outflows of resources and deferred inflows of resources related to pensions, and pension expense, information about the fiduciary net position of the Florida Retirement System (FRS) and additions to/deductions from FRS’s fiduciary net position have been determined on the same basis as they are reported by FRS. For this purpose, benefit payments (including refunds of employee contributions) are recognized when due and payable in accordance with the benefit terms. Investments are reported at fair value.

(n) **Fund Balance**— The School follows GASB Statement No. 54, “Fund Balance Reporting and Governmental Fund Type Definitions”, which provides more clearly defined fund balance categories to make the nature and extent of the constraints placed on a school’s fund balance more transparent. The following classifications describe the relative strength of the spending constraints:

Nonspendable fund balance—includes amounts that cannot be spent because they are either (a) not in spendable form or (b) are legally or contractually required to be maintained intact.

Restricted fund balance—includes amounts for which constraints have been placed on the use of the resources either (a) externally imposed by creditors (such as through a debt covenant), grantors, contributors, or laws or regulations of other governments, or (b) imposed by law through constitutional provisions or enabling legislation.

Committed fund balance—includes amounts that can be used only for specific purposes pursuant to constraints imposed by formal action of the School’s Board of Directors.

These amounts cannot be used for any other purpose unless the School’s Board of Directors removes or changes the specified use by taking the same type of action (ordinance or resolution) that was employed when the funds were initially committed. This classification also includes contractual obligations to the extent that existing resources have been specifically committed for use in satisfying those contractual requirements.

Assigned fund balance—includes amounts that are constrained by the School’s intent to be used for a specific purpose but are neither restricted nor committed. This intent can be expressed by the School’s Board of Directors or through the School’s Board of Directors delegating this responsibility to the Principal through the budgetary process.

PENSACOLA BEACH ELEMENTARY SCHOOL, INC.
NOTES TO FINANCIAL STATEMENTS
JUNE 30, 2019

(1) **Summary of Significant Accounting Policies:** (Continued)

(n) **Fund Balance**— (Continued)

Unassigned fund balance—includes the residual fund balances for the General fund.

The School would typically use restricted fund balances first, followed by committed resources, and then assigned resources, as appropriate opportunities arise, but reserves the right to selectively spend unassigned resources first to defer the use of these other classified funds.

(2) **Capital Assets:**

Capital asset activity for the year ended June 30, 2019, was as follows:

	Balance July 1, 2018	Additions	Deletions	Balance June 30, 2019
Primary Government:				
Capital assets, being depreciated:				
Leasehold improvements	\$ 2,137,957	\$ -	\$ -	\$ 2,137,957
Furniture, fixtures and equipment	199,355	10,327	-	209,682
Education software	30,545	-	-	30,545
Transportation	75,832	-	-	75,832
Total capital assets, being depreciated	<u>2,443,689</u>	<u>10,327</u>	<u>-</u>	<u>2,454,016</u>
Less accumulated depreciation:				
Leasehold improvements	(517,879)	(53,638)	-	(571,517)
Furniture, fixtures and equipment	(186,474)	(6,932)	-	(193,406)
Education software	(30,545)	-	-	(30,545)
Transportation	(75,832)	-	-	(75,832)
Total accumulated depreciation	<u>(810,730)</u>	<u>(60,570)</u>	<u>-</u>	<u>(871,300)</u>
Total capital assets, being depreciated, net	<u>1,632,959</u>	<u>(50,243)</u>	<u>-</u>	<u>1,582,716</u>
Capital assets, net	<u>\$ 1,632,959</u>	<u>\$ (50,243)</u>	<u>\$ -</u>	<u>\$ 1,582,716</u>

PENSACOLA BEACH ELEMENTARY SCHOOL, INC.
NOTES TO FINANCIAL STATEMENTS
JUNE 30, 2019

(2) **Capital Assets:** (Continued)

	Balance July 1, 2018	Additions	Deletions	Balance June 30, 2019
Component Unit:				
Capital assets, being depreciated:				
Leasehold improvements	\$ 1,155,909	\$ -	\$ -	\$ 1,155,909
Less accumulated depreciation	(380,544)	(29,089)	-	(409,633)
Capital assets, net	<u>\$ 775,365</u>	<u>\$ (29,089)</u>	<u>\$ -</u>	<u>\$ 746,276</u>

Capital assets are used by multiple functions within the School and depreciation expense was charged to governmental functions as follows:

Basic instruction	\$ 6,932
Facilities, acquisitions, and equipment	53,638
Total	<u>\$ 60,570</u>

(3) **Long-Term Debt:**

Long-term liability activity for the year ended June 30, 2019, was as follows:

	Beginning Balance	Additions	Reductions	Ending Balance	Due within one year
Governmental activities:					
Compensated absences	\$ 40,356	\$ 20,572	\$ 13,283	\$ 47,645	\$ 18,021

(4) **Deposits:**

Custodial credit risk-deposits. In the case of deposits, this is the risk that in the event of a bank failure, the School's deposits may not be returned. At year end, the carrying amount of the School's deposits was \$69,756 and the bank balance was \$80,896. Of the bank balance, \$80,896 was covered by Federal depository insurance or by collateral held by the School's custodial bank which is pledged to a state trust fund that provides security for amounts held in excess of FDIC coverage in accordance with the Florida Security for Deposits Act Chapter 280, Florida Statutes. The Florida Security for Public Deposits Act established guidelines for qualification and participation by banks and savings associations, procedures for the administration of the collateral requirements and characteristics of eligible collateral.

(5) **Significant Funding Source:**

The School receives a substantial amount of its funding from the Escambia County District School Board. A significant reduction in the level of this funding, if this were to occur, could have an adverse effect on the School's programs and activities.

PENSACOLA BEACH ELEMENTARY SCHOOL, INC.
NOTES TO FINANCIAL STATEMENTS
JUNE 30, 2019

(6) Operating Lease:

The School is located on approximately 5 acres of land on Santa Rosa Island, Escambia County, Florida.

The leasehold property, which includes all land and buildings, is leased by the Santa Rosa Island Authority to the Pensacola Beach Elementary School Building Foundation, Inc. for an annual lease fee in the amount of one dollar (\$1) for the purpose of placing, maintaining, and operating an elementary school between the School Board of Escambia County and the Charter School - Pensacola Beach Elementary School, Inc. The lease extends for a period of thirty years from July 1, 2002 to June 30, 2032. The Pensacola Beach Elementary School Building Foundation, Inc. subleases the leasehold property to the School for the same period of time. Lease payments totaled \$72,000 for the year ended June 30, 2019. The Foundation incurs the costs for the School's utilities, maintenance and insurance. The fair market value of the use of the building and facilities is estimated to be approximately \$140,400 for the year ended June 30, 2019. Accordingly, the School has recorded \$68,400 in donated revenues and a corresponding amount to facilities expense for the year ended June 30, 2019, which is equal to the difference between actual lease payments made and the estimated fair market value of the facility use. Minimum future rental payments under this non-cancelable operating lease are:

<u>Year</u>	<u>Amount</u>
2020	\$ 72,000
2021	72,000
2022	72,000
2023	72,000
2024	72,000
2025 – 2029	360,000
2030 – 2032	216,000
Total minimum future rental payments	<u>\$ 936,000</u>

(7) Interfund Balances:

The composition of interfund balances as of June 30, 2019, is as follows:

<u>Due to</u>	<u>Due from</u>	<u>Amount</u>
Capital Projects Fund	General Fund	<u>\$ 760</u>

Interfund loans were used rather than maintaining separate cash accounts for each fund or a pooled cash system

(8) Line of Credit:

The School has established a \$250,000 line of credit bearing interest at 4.25% and is collateralized by certificate of deposit. This line of credit is available to draw upon at the lender's discretion to provide funding for operations. As of June 30, 2019 the balance of the line of credit was \$0.

PENSACOLA BEACH ELEMENTARY SCHOOL, INC.
NOTES TO FINANCIAL STATEMENTS
JUNE 30, 2019

(9) Risk Management:

The School is exposed to various risks of loss related to torts; theft of, damage to, and destruction of assets; errors and omissions; and natural disasters for which the School carries commercial insurance.

(10) Florida Retirement System

Plan Description and Administration

The School participates in the Florida Retirement System (FRS), a multiple-employer, cost sharing defined public employee retirement system which covers all of the School's full-time employees. The System is a noncontributory retirement plan, administered by the State of Florida, Department of Administration, Division of Retirement to provide retirement and survivor benefits to participating public employees. Provisions relating to the FRS are established by Chapters 121 and 122, Florida Statutes; Chapter 112, Part IV, Florida Statutes; Chapter 238, Florida Statutes; and FRS Rules, Chapter 60S, Florida Administrative Code; wherein eligibility, contributions, and benefits are defined and described in detail. The FRS is a single retirement system administered by the Department of Management Services, Division of Retirement, and consists of two cost-sharing, multiple-employer retirement plans and other nonintegrated programs. These include a defined-benefit pension plan (Plan), with a Deferred Retirement Option Program (DROP), and a defined-contribution plan, referred to as the FRS Investment Plan (Investment Plan).

In addition, all regular employees of the School are eligible to enroll as members of the Retiree Health Insurance Subsidy (HIS) Program. The HIS is a cost-sharing, multiple-employer defined benefit pension plan established and administered in accordance with section 112.363, Florida Statutes. The benefit is a monthly payment to assist retirees of the state-administered retirement systems in paying their health insurance costs. For the fiscal year ended June 30, 2019, eligible retirees and beneficiaries received a monthly HIS payment equal to the number of years of service credited at retirement multiplied by \$5. The minimum payment is \$30 and the maximum payment is \$150 per month, pursuant to section 112.363, Florida Statutes. To be eligible to receive a HIS benefit, a retiree under one of the state-administered retirement systems must provide proof of eligible health insurance coverage, which can include Medicare.

Benefits Provided and Employees Covered

Employees enrolled in the Plan prior to July 1, 2011, vest at six years of creditable service and employees enrolled in the Plan on or after July 1, 2011, vest at eight years of creditable service. All vested members, enrolled prior to July 1, 2011, are eligible for normal retirement benefits at age 62 or at any age after 30 years of service. All members enrolled in the Plan on or after July 1, 2011, once vested, are eligible for normal retirement benefits at age 65 or any time after 33 years of creditable service. Members of both Plans may include up to four years of credit for military service toward creditable service. The Plan also includes an early retirement provision; however, there is a benefit reduction for each year a member retires before his or her normal retirement date. The Plan provides retirement, disability, death benefits, and annual cost-of-living adjustments. Benefits under the Plan are computed on the basis of age and/or years of service, average final compensation, and service credit. Credit for each year of service is expressed as a percentage of the average final compensation. For members initially enrolled before July 1, 2011, the average final compensation is the average of the five highest fiscal years' earnings; for members initially enrolled on or after July 1, 2011, the average final compensation is the average of the eight highest fiscal years' earnings. The total percentage value of the benefit received is determined by calculating the total value of all service, which is based on the retirement plan and/or class to which the member belonged when the service credit was earned.

PENSACOLA BEACH ELEMENTARY SCHOOL, INC.
NOTES TO FINANCIAL STATEMENTS
JUNE 30, 2019

(10) Florida Retirement System (Continued)

Benefits Provided and Employees Covered (Continued)

Deferred Retirement Option Program (DROP), subject to provisions of Section 121.091, Florida Statutes, permits employees eligible for normal retirement under the Plan to defer receipt of monthly benefit payments while continuing employment with an FRS employer. An employee may participate in DROP for a period not to exceed 60 months after electing to participate, except that certain instructional personnel may participate for up to 96 months.

During the period of DROP participation, deferred monthly benefits are held in the FRS Trust Fund and accrue interest.

Employees may elect to participate in the Investment Plan in lieu of the FRS defined-benefit plan. Employer and employee contributions are defined by law, but the ultimate benefit depends in part on the performance of investment funds. The Investment Plan is funded by employer and employee contributions that are based on salary and membership class (Regular, DROP, etc.). Contributions are directed to individual member accounts, and the individual members allocate contributions and account balances among various approved investment choices. Employees in the Investment Plan vest at one year of service.

Financial Statements

Financial statements and other supplementary information of the FRS are included in the State's Comprehensive Annual Financial Report, which is available from the Florida Department of Financial Services, Bureau of Financial Reporting Statewide Financial Reporting Section by mail at 200 E. Gaines Street, Tallahassee, Florida 32399-0364; by telephone at (850) 413-5511; or at the Department's Web site (www.myfloridacfo.com). An annual report on the FRS, which includes its financial statements, required supplementary information, actuarial report, and other relevant information, is available from:

Florida Department of Management Services
 Division of Retirement, Research and Education Services
 P.O. Box 9000
 Tallahassee, FL 32315-9000
 850-488-5706 or toll free at 877-377-1737

Contributions

Employers may participate in certain classes of FRS membership. The employee contribution rate for eligible employees are 3.0%. Each class has descriptions and employer contribution rates in effect during the fiscal year ended June 30, 2019, as follows (contribution rates are in agreement with the actuarially determined rates):

FRS Membership Plan & Class	Through June 30, 2019	After June 30, 2019
Regular Class	7.92%	8.26%
DROP	13.26%	14.03%
Senior Management	22.71%	24.06%

PENSACOLA BEACH ELEMENTARY SCHOOL, INC.
NOTES TO FINANCIAL STATEMENTS
JUNE 30, 2019

(10) Florida Retirement System

Contributions (Continued)

Current-year employer HIS contributions were made at a rate of 1.66% of covered payroll, included in the above rates.

Actual contributions made for School employees participating in FRS and HIS for the plan year ended June 30, 2019, were as follows:

School Contributions – FRS	\$ 98,147
School Contributions – HIS	30,890
Employee Contributions – FRS	91,131

Benefits Provided and Employees Covered

Net Pension Liability, Pension Expense, and Deferred Outflows and Inflows of Resources Related to Pensions

At June 30, 2019, the School reported a net pension liability related to FRS and HIS as follows:

Plan	Net Pension Liability
FRS	\$ 295,586
HIS	180,505
Total	\$ 476,091

The net pension liability was measured as of June 30, 2018, and the total pension liability used to calculate the net pension liability was determined by an actuarial valuation as of that date. The employer proportion of the net pension liability was based on a projection of the School's long-term share of contributions to the pension plan relative to the projected contributions of all participating governmental entities, as actuarially determined. At June 30, 2019 and June 30, 2018, the School's proportionate share of the FRS and HIS net pension liabilities were as follows:

Plan	2019	2018
FRS	.0009813457%	.000977368%
HIS	.0017054296%	.001779912%

For the plan year ended June 30, 2018, pension expense was recognized related to the FRS and HIS plans as follows:

FRS	\$ 54,732
HIS	17,409
Total	\$ 72,141

PENSACOLA BEACH ELEMENTARY SCHOOL, INC.
NOTES TO FINANCIAL STATEMENTS
JUNE 30, 2019

(10) **Florida Retirement System** (Continued)

Benefits Provided and Employees Covered (Continued)

Net Pension Liability, Pension Expense, and Deferred Outflows and Inflows of Resources Related to Pensions (Continued)

Deferred outflows/inflows related to pensions:

At June 30, 2019, deferred outflows of resources and deferred inflows of resources related to pensions were recorded from the following sources:

	FRS		HIS	
	Deferred Outflows of Resources	Deferred Inflows of Resources	Deferred Outflows of Resources	Deferred Inflows of Resources
Differences between expected and actual experience	\$ 25,041	\$ (909)	\$ 2,763	\$ (307)
Changes of assumptions	96,583	-	20,074	(19,084)
Net different between projected and actual investment earnings	-	(22,838)	109	-
Change in proportionate share	18,595	(5,679)	20,339	(7,063)
Contributions subsequent to measurement date	26,436	-	8,212	-
	<u>\$ 166,655</u>	<u>\$ (29,426)</u>	<u>\$ 51,497</u>	<u>\$ (26,454)</u>

The above amounts for deferred outflows of resources for contributions related to pensions resulting from employer contributions subsequent to the measurement date and will be recognized as a reduction of the net pension liability in the year ended June 30, 2020.

Other amounts reported as deferred outflows and deferred inflows of resources related to pensions being amortized for a period of greater than one year will be recognized in pension expense in succeeding years as follows:

2020	\$ 47,879
2021	33,009
2022	9,265
2023	20,429
2024	8,423
Thereafter	8,619
Total	<u>\$ 127,624</u>

Actuarial assumptions:

The actuarial assumptions for both defined benefit plans are reviewed annually by the Florida Retirement System Actuarial Assumptions Conference. The FRS has a valuation performed annually. The HIS Program has a valuation performed biennially that is updated for GASB reporting in the year a valuation is not performed. The most recent experience study for the FRS was completed in 2014 for the period July 1, 2008, through June 30, 2013. Because HIS is funded on a pay-as-you-go basis, no experience study has been completed.

PENSACOLA BEACH ELEMENTARY SCHOOL, INC.
NOTES TO FINANCIAL STATEMENTS
JUNE 30, 2019

(10) **Florida Retirement System** (Continued)

Net Pension Liability, Pension Expense, and Deferred Outflows and Inflows of Resources Related to Pensions (Continued)

Actuarial assumptions: (Continued)

The total pension liability for each of the defined benefit plans was determined by an actuarial valuation, using the entry age normal actuarial cost method. Inflation increases for both plans is assumed at 2.60%. Payroll growth, including inflation, for both plans is assumed at 3.25%. Both the discount rate and the long-term expected rate of return used for FRS investments is 7.00%. This rate decreased from the prior year rate, which was 7.10%. The plan's fiduciary net position was projected to be available to make all projected future benefit payments of current active and inactive employees. Therefore, the discount rate for calculating the total pension liability is equal to the long-term expected rate of return. Because HIS Program uses a pay-as-you-go funding structure, a municipal bond rate of 3.87% was used to determine the total pension for the program. This rate increased from the prior year rate, which was 3.58%. Mortality assumptions for both plans were based on the Generational RP-2000 with Projection Scale BB tables.

Long-term expected rate of return:

To develop an analytical basis for the selection of the long-term expected rate of return assumption, in October 2018, the FRS Actuarial Assumptions conference reviewed long-term assumptions developed by both Milliman's capital market assumptions team and by a capital market assumptions team from Aon Hewitt Investment Consulting, which consults to the Florida State Board of Administration. The table below shows Milliman's assumptions for each of the asset classes in which the plan was invested at that time based on the long-term target asset allocation. The allocation policy's description of each asset class was used to map the target allocation to the asset classes shown below. Each asset class assumption is based on a consistent set of underlying assumptions, and includes an adjustment for the inflation assumption. These assumptions are not based on historical returns, but instead are based on a forward-looking capital market economic model.

<u>Asset Class</u>	<u>Target Allocation</u>	<u>Long-Term Arithmetic Expected Rate of Return</u>
Cash	1.0%	2.9%
Fixed income	18.0%	4.4%
Global equities	54.0%	7.6%
Real estate	11.0%	6.6%
Private equity	10.0%	10.7%
Strategic investments	6.0%	6.0%
Total	<u>100.0%</u>	

PENSACOLA BEACH ELEMENTARY SCHOOL, INC.
NOTES TO FINANCIAL STATEMENTS
JUNE 30, 2019

(10) **Florida Retirement System** (Continued)

Net Pension Liability, Pension Expense, and Deferred Outflows and Inflows of Resources Related to Pensions (Continued)

Sensitivity of the net pension liability to changes in the discount rate:

The following presents the proportionate shares of the FRS and HIS net pension liability of the School calculated using the current discount rates, as well as what the School's net pension liability would be if it were calculated using a discount rate that is 1% lower or 1% higher than the current rate:

<u>Plan</u>	<u>Current Discount Rate</u>	<u>NPL with 1% Decrease</u>	<u>NPL at Current Discount Rate</u>	<u>NPL with 1% Increase</u>
FRS	7.00%	\$ 539,458	\$ 295,586	\$ 93,037
HIS	3.87%	205,584	180,505	159,599

(11) **Subsequent Events:**

Pensacola Beach Elementary School, Inc. has evaluated events and transactions for potential recognition or disclosure in the financial statements through August 23, 2019 the date which the financial statements were available to be issued. No subsequent events have been recognized or disclosed.

(12) **Contingent Liabilities**

The School is currently involved in a litigation claim arising from operations of the School. It is the opinion of management that such litigation will not have a material financial impact on the financial statements to the School, therefore no liability related to litigation has been accrued in the financial statements.

(13) **Recent Accounting Pronouncements:**

The Governmental Accounting Standards Board ("GASB") has issued several pronouncements that have effective dates that may impact future financial statements. Listed below are pronouncements with required implementation dates effective for subsequent fiscal years that have not yet been implemented. Management has not currently determined what, if any, impact implementation of the following will have on the School's financial statements:

- (a) GASB issued Statement No. 87, *Leases*, in June 2017. GASB 87 increases the usefulness of governments' financial statements by requiring recognition of certain lease assets and liabilities for leases that previously were classified as operating leases and recognized as inflows of resources or outflows of resources based on the payment provisions of the contract. It establishes a single model for lease accounting based on the foundational principle that leases are financings of the right to use an underlying asset. The provisions in GASB 87 are effective for periods beginning after December 15, 2019.

REQUIRED SUPPLEMENTARY INFORMATION

PENSACOLA BEACH ELEMENTARY SCHOOL, INC.
STATEMENT OF REVENUES, EXPENDITURES, AND CHANGES IN FUND BALANCES -
BUDGET TO ACTUAL - GENERAL FUND
FOR THE YEAR ENDED JUNE 30, 2019

	<u>Budgeted Amounts</u>		<u>Actual Amounts</u>	<u>Variance with Final Budget - Positive (Negative)</u>
	<u>Original</u>	<u>Final</u>		
Revenues				
Intergovernmental				
State through local	\$ 974,880	\$ 1,012,686	\$ 1,012,686	\$ -
Federal through State	3,000	3,428	3,428	-
Local	62,000	80,070	80,070	-
Interest income	6,650	9,121	9,121	-
Total revenues	<u>1,046,530</u>	<u>1,105,305</u>	<u>1,105,305</u>	<u>-</u>
Expenditures				
Basic instruction	659,241	673,758	673,758	-
Exceptional instruction	5,427	4,550	4,550	-
Instructional-related technology	43,366	31,818	31,818	-
General administration	20,531	38,406	38,406	-
School administration	222,470	200,431	200,431	-
Fiscal services	33,146	33,578	33,578	-
Pupil transportation services	16,859	14,512	14,512	-
Operation of plant	9,704	20,104	20,104	-
Maintenance of plant	2,053	2,090	2,090	-
Capital outlay	-	10,977	10,977	-
Instructional staff training services	8,863	2,244	2,244	-
Total expenditures	<u>1,021,660</u>	<u>1,032,468</u>	<u>1,032,468</u>	<u>-</u>
Net change in fund balances	<u>24,870</u>	<u>72,837</u>	<u>72,837</u>	<u>-</u>
Fund balances, beginning of year,	863,039	863,039	863,039	-
Fund balances, end of year	<u>\$ 887,909</u>	<u>\$ 935,876</u>	<u>\$ 935,876</u>	<u>\$ -</u>

The accompanying notes to required supplementary information is an integral part of this statement.

PENSACOLA BEACH ELEMENTARY SCHOOL, INC.
STATEMENT OF REVENUES, EXPENDITURES, AND CHANGES IN FUND BALANCES -
BUDGET TO ACTUAL - CAPITAL PROJECTS FUND
FOR THE YEAR ENDED JUNE 30, 2019

	<u>Budgeted Amounts</u>		<u>Actual Amounts</u>	<u>Variance with Final Budget - Positive (Negative)</u>
	<u>Original</u>	<u>Final</u>		
Revenues				
Intergovernmental				
State through local	\$ 69,466	\$ 69,991	\$ 69,991	\$ -
Expenditures				
Facilities, acquisitions, and equipment	140,400	140,400	140,400	-
Net change in fund balances	(70,934)	(70,409)	(70,409)	-
Fund balances, beginning of year,	6,394	6,394	6,394	-
Fund balances, end of year	<u>\$ (64,540)</u>	<u>\$ (64,015)</u>	<u>\$ (64,015)</u>	<u>\$ -</u>

The accompanying notes to required supplementary information is an integral part of this statement.

PENSACOLA BEACH ELEMENTARY SCHOOL, INC.
NOTES TO REQUIRED SUPPLEMENTARY INFORMATION
FOR THE YEAR ENDED JUNE 30, 2019

(1) **Summary of Significant Accounting Policies:**

The Statements of Revenues, Expenditures and Changes in Fund Balances – Budget to Actual are presented using the School’s budget format for all major governmental funds.

(2) **Budgetary Basis of Accounting:**

Budgets are adopted on a basis consistent with accounting principles generally accepted in the United States of America. Annual budgets are adopted for the entire operations at the combined governmental level and may be amended by the Board of Directors (the “Board”). The budget presented for fiscal year ended June 30, 2019, has been amended.

PENSACOLA BEACH ELEMENTARY SCHOOL, INC.
SCHEDULE OF PROPORTIONATE SHARE OF NET PENSION LIABILITY
LAST 10 FISCAL YEAR AS OF JUNE 30
UNAUDITED

	2019	2018	2017	2016	2015
Florida Retirement System (FRS)					
Proportion of the net pension liability (asset)	0.000981346%	0.000977368%	0.000861426%	0.000937315%	0.000855930%
Proportionate share of the net pension liability (asset)	295,586	\$ 289,099	\$ 217,511	\$ 121,067	\$ 217,511
Covered-employee payroll	557,144	557,022	567,344	489,699	484,412
Proportionate share of the net pension liability (asset) as a percentage of its covered-employee payroll	53.05%	51.90%	38.34%	24.72%	44.90%
Plan fiduciary net position as a percentage of the total pension liability	86.87%	87.58%	84.88%	92.00%	96.09%
Health Insurance Subsidy Program (HIS)					
Proportion of the net pension liability (asset)	0.001705430%	0.001779913%	0.001586295%	0.001596626%	0.001513305%
Proportionate share of the net pension liability (asset)	180,505	\$ 190,317	\$ 184,876	\$ 162,831	\$ 184,876
Covered-employee payroll	557,144	557,022	567,344	489,699	484,412
Proportionate share of the net pension liability (asset) as a percentage of its covered-employee payroll	32.40%	34.17%	32.59%	33.25%	38.17%
Plan fiduciary net position as a percentage of the total pension liability	2.15%	1.64%	0.97%	0.50%	0.99%

Note 1: GASB 68 requires information for 10 years. However, until a full 10-year trend is compiled, the school will present information for only those years for which information is available.

PENSACOLA BEACH ELEMENTARY SCHOOL, INC.
SCHEDULE OF CONTRIBUTIONS
LAST 10 FISCAL YEAR AS OF JUNE 30
UNAUDITED

	2019	2018	2017	2016	2015
<u>Florida Retirement System (FRS)</u>					
Contractually required contribution	\$ 27,968	\$ 34,869	\$ 33,236	\$ 27,423	\$ 28,433
Contributions in relation to the contractually required contribution	(27,968)	(34,869)	(33,236)	(27,423)	(28,433)
Contribution deficiency (excess)	\$ -	\$ -	\$ -	\$ -	\$ -
Covered-employee payroll	\$ 557,144	\$ 557,022	\$ 567,344	\$ 489,699	\$ 484,412
Contributions as a percentage of covered-employee payroll	5.02%	6.26%	5.86%	5.60%	5.87%
<u>Health Insurance Subsidy Program (HIS)</u>					
Contractually required contribution	9,249	9,247	\$ 9,418	\$ 8,129	\$ 7,266
Contributions in relation to the contractually required contribution	(9,249)	(9,247)	(9,418)	(8,129)	(7,266)
Contribution deficiency (excess)	\$ -	\$ -	\$ -	\$ -	\$ -
Covered-employee payroll	\$ 557,144	\$ 557,022	\$ 567,344	\$ 489,699	\$ 484,412
Contributions as a percentage of covered-employee payroll	1.66%	1.66%	1.66%	1.66%	1.50%

Note 1: GASB 68 requires information for 10 years. However, until a full 10-year trend is compiled, the school will present information for only those years for which information is available.

**INDEPENDENT AUDITORS' REPORT ON INTERNAL CONTROL OVER FINANCIAL
REPORTING AND ON COMPLIANCE AND OTHER MATTERS BASED ON AN AUDIT OF
FINANCIAL STATEMENTS PERFORMED IN ACCORDANCE WITH
GOVERNMENT AUDITING STANDARDS**

To the Board of Directors,
Pensacola Beach Elementary School, Inc.:

We have audited in accordance with the auditing standards generally accepted in the United States of America and the standards applicable to financial audits contained in Government Auditing Standards, issued by the Comptroller General of the United States, the financial statements of the governmental activities, the discretely presented component unit, and each major fund of Pensacola Beach Elementary School, Inc. as of and for the year ended June 30, 2019, and related notes to the financial statements which collectively comprise Pensacola Beach Elementary School, Inc.'s basic financial statements and have issued our report thereon dated August 23, 2019.

Internal Control over Financial Reporting

In planning and performing our audit of the financial statements, we considered Pensacola Beach Elementary School, Inc.'s internal control over financial reporting (internal control) to determine the audit procedures that are appropriate in the circumstances for the purpose of expressing our opinions on the financial statements, but not for the purpose of expressing an opinion on the effectiveness of Pensacola Beach Elementary School, Inc.'s internal control. Accordingly, we do not express an opinion on the effectiveness of Pensacola Beach Elementary School, Inc.'s internal control.

A deficiency in internal control exists when the design or operation of a control does not allow management or employees, in the normal course of performing their assigned functions, to prevent, or detect and correct, misstatements on a timely basis. A *material weakness* is a deficiency, or a combination of deficiencies, in internal control, such that there is a reasonable possibility that a material misstatement of the entity's financial statements will not be prevented, or detected and corrected on a timely basis. A *significant deficiency* is a deficiency, or a combination of deficiencies, in internal control that is less severe than a material weakness, yet important enough to merit attention by those charged with governance.

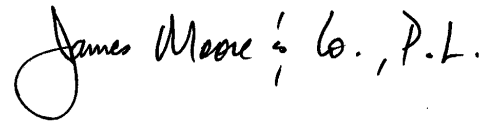
Our consideration of internal control was for the limited purpose described in the first paragraph of this section and was not designed to identify all deficiencies in internal control that might be material weaknesses or significant deficiencies and therefore, material weaknesses or significant deficiencies may exist that were not identified. Given these limitations, during our audit we did not identify any deficiencies in internal control that we consider to be material weaknesses. However, material weaknesses may exist that have not been identified.

Compliance and Other Matters

As part of obtaining reasonable assurance about whether Pensacola Beach Elementary School, Inc.'s financial statements are free of material misstatement, we performed tests of its compliance with certain provisions of laws, regulations, contracts, and grant agreements, noncompliance with which could have a direct and material effect on the determination of financial statement amounts. However, providing an opinion on compliance with those provisions was not an objective of our audit, and accordingly, we do not express such an opinion. The results of our tests disclosed no instances of noncompliance or other matters that are required to be reported under *Government Auditing Standards*.

Purpose of this Report

The purpose of this report is solely to describe the scope of our testing of internal control and compliance and the results of that testing, and not to provide an opinion on the effectiveness of the entity's internal control or on compliance. This report is an integral part of an audit performed in accordance with *Government Auditing Standards* in considering the entity's internal control and compliance. Accordingly, this communication is not suitable for any other purpose.

James Moore & Co., P.L.

Tallahassee, Florida
August 23, 2019

**MANAGEMENT LETTER OF INDEPENDENT AUDITORS
REQUIRED BY CHAPTER 10.850, RULES OF THE STATE OF FLORIDA, OFFICE OF THE
AUDITOR GENERAL**

To the Board of Directors,
Pensacola Beach Elementary School, Inc.:

Report on the Financial Statements

We have audited the financial statements of Pensacola Beach Elementary School, Inc., a component unit of the Escambia County School District, as of and for the fiscal year ended June 30, 2019, and have issued our report thereon dated August 23, 2019.

Auditor's Responsibility

We conducted our audit in accordance with auditing standards generally accepted in the United States of America; the standards applicable to financial audits contained in *Government Auditing Standards*, issued by the Comptroller General of the United States and Chapter 10.850, Rules of the Auditor General.

Other Reporting Requirements

We have issued our Independent Auditors' Report on Internal Control over Financial Reporting and Compliance and Other Matters Based on an Audit of the Financial Statements Performed in Accordance with *Government Auditing Standards*. Disclosures in that report, which is dated August 23, 2019, should be considered in conjunction with this management letter.

Prior Audit Findings

Section 10.854(1)(e)1., Rules of the Auditor General, requires that we determine whether or not corrective actions have been taken to address findings and recommendations made in the preceding annual financial audit report. There were no findings and recommendations made in the preceding annual financial audit report.

Official Title

Section 10.854(1)(e)5., Rules of the Auditor General, requires the name or official title of the entity and the school code assigned by the Florida Department of Education be disclosed in this management letter. The official title and the school code assigned by the Florida Department of Education of the entity are Pensacola Beach Elementary School, Inc., 172108.

Financial Condition and Management

Sections 10.854(1)(e)2. And 10.855(11), Rules of the Auditor General, require us to apply appropriate procedures to communicate whether or not Pensacola Beach Elementary School, Inc. has met one or more of the conditions described in Section 218.503(1), Florida Statutes, and to identify the specific condition(s) met. In connection with our audit, we determined that Pensacola Beach Elementary School, Inc. did not meet any of the conditions described in Section 218.503(1), Florida Statutes.

Pursuant to Sections 10.854(1)(e)6.a. and 10.855(12), Rules of the Auditor General, we applied financial condition assessment procedures for Pensacola Beach Elementary School, Inc.. It is management's responsibility to monitor Pensacola Beach Elementary School, Inc.'s financial condition, and our financial condition assessment was based in part on representations made by management and the review of financial information provided by same.

Section 10.854(1)(e)3., Rules of the Auditor General, requires that we communicate any recommendations to improve financial management. In connection with our audit, we did not have any such recommendations.

Transparency

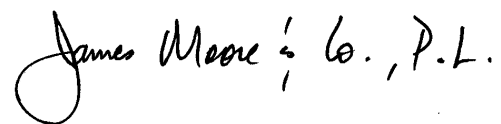
Sections 10.854(1)(e)7. and 10.855(13), Rules of the Auditor General, require that we report the results of our determination as to whether Pensacola Beach Elementary School, Inc. maintains on its Web site the information specified in Section 1002.33(9)(p), Florida Statutes. In connection with our audit, we determined that the Pensacola Beach Elementary School, Inc. did maintain all of the required information on its website as specified in Section 1002.33(9)(p), Florida Statutes.

Additional Matters

Section 10.854(1)(e)4., Rules of the Auditor General, requires that us to communicate noncompliance with provisions of contracts or grant agreements, or abuse, that have occurred, or are likely to have occurred, that have an effect on the financial statements that is less than material but which warrants the attention of those charged with governance. In connection with our audit, we did not have any such findings.

Purpose of this Letter

Our management letter is intended solely for the information and use of the Legislative Auditing Committee, members of the Florida Senate and the Florida House of Representatives, the Florida Auditor General, Federal and other granting agencies, Escambia County District School Board, the Board of Directors, and applicable management and is not intended to be and should not be used by anyone other than these specified parties.

James Moore & Co., P.L.

Tallahassee, Florida
August 23, 2019